

Uncharted Territory in European Fixed Income

May 11, 2020

The COVID-19 pandemic has forced the global economy into truly uncharted territory. Financial markets, being at the nexus of the economy, have been affected profoundly. Across Europe, all fixed-income market participants have had to rapidly adapt to this unique situation.

We gathered feedback from 94 buy-side fixed-income investors across Europe to learn more about the impact COVID-19 has had on their activity, how their dealers have responded, and what the future holds.

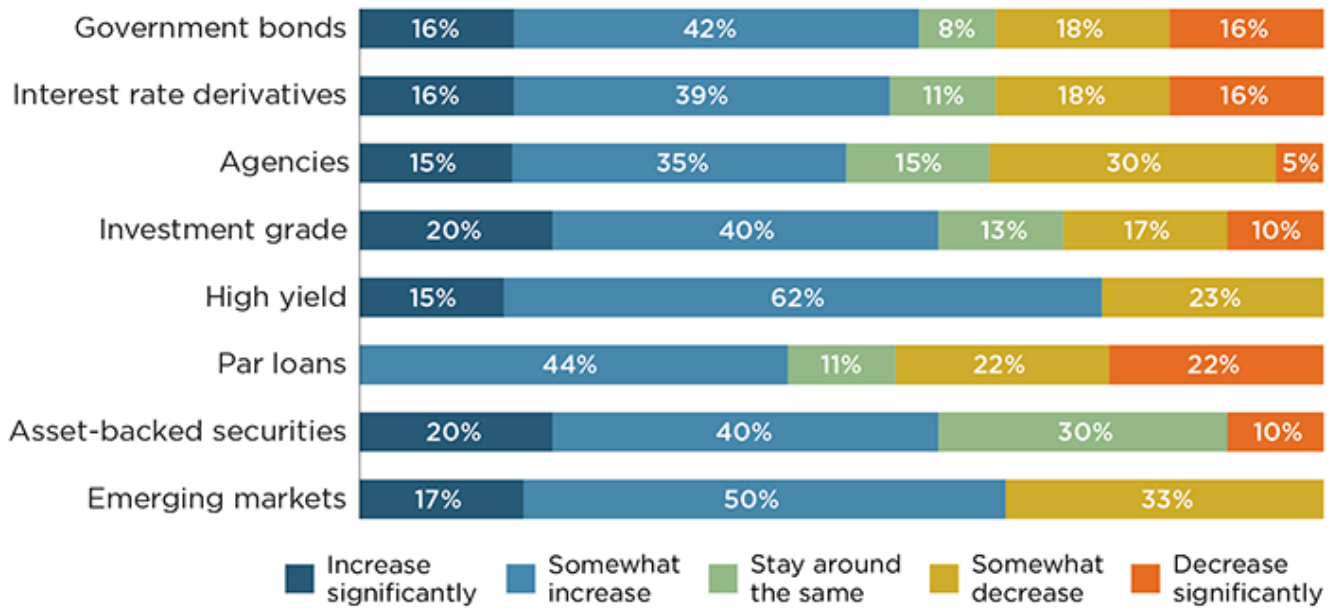
This post is part of the Navigating Turbulent Markets series. The first post, "[Partnering with Clients in a Time of Market Turmoil](#)," covered the feedback from U.S. Investors.

With the initial, acute, stage of the crisis now behind us, investors face an uncertain landscape. How do they expect this to impact their trading behavior?

More investors in spread products (credit, ABS, and EM) expect their volumes in Q2 and Q3 to grow year-on-year. Rates investors also expect to execute greater volumes, but with less conviction than credit investors. Investors may be anticipating increased trading volumes due to the strength of the new issue pipeline as well as governments' additional borrowing needs.

Compared to our [2019 European Fixed-Income Investors Study](#), where around half of investors we spoke with said they expected their volumes to stay the same, accounts have much stronger convictions about the direction of their trading volumes.

EXPECTED CHANGES IN Q2/Q3 TRADING VOLUMES COMPARED TO Q2/Q3 2019



Note: Based on 94 respondents.
 Source: Greenwich Associates European Fixed-Income Investors Flash Study, April 2020

High-yield investors’ particularly strong expectations of increased volume indicate that they expect ongoing volatility in this market. There are many reasons for this: The pressure on the economy is going to push some companies into distress; fallen angels may change the composition of the HY market; or market dislocations might provide attractive relative-value opportunities.

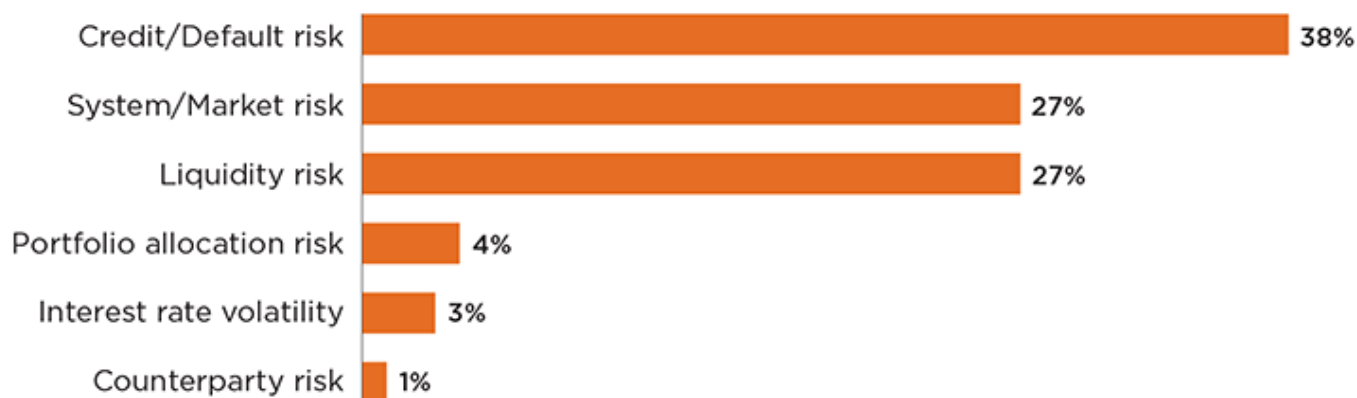
Risky Business

This aligns with the biggest concerns driving investors’ expected changes in volume. In response to a question about the most significant risk they faced, investors most frequently mentioned credit/default risk. This factor ranks as the No. 1 risk across all investor types, regions and almost every asset class.

Notably, credit/default risk ranked No. 1 with rates investors, implying that investors are anxious that this crisis risks morphing into another Eurozone crisis. Moreover, European investors more frequently mention systemic risk compared with their U.S. counterparts—potentially due to the greater complexity involved in managing the Eurozone.

In addition to credit risk, investors are concerned about systemic/market and liquidity risks. Few accounts mentioned other risks. Just one investor mentioned counterparty risk, indicating that the efforts to build resilience across financial institutions over the last decade have been largely effective.

INVESTORS LEADING CONCERNS



Note: Based on 94 respondents.

Source: Greenwich Associates European Fixed-Income Investors Flash Study, April 2020

Did Dealers Stand by Their Clients?

So which dealers are likely to benefit from this elevated activity? We asked accounts to list the dealers that stood by them. In a marked contrast to our U.S. results, where effectively all rates investors could name at least three counterparties that stood by them, in Europe nearly half of the clients named two or fewer dealers.

High-yield investors were most willing to praise their dealers—almost half could name four or more who stood by them and just one account didn't name anyone. Given the volatility in this asset class, this is impressive.

While some U.S. bulge-bracket firms picked up the largest number of votes overall, some European dealers also resonated with their clients. This highlights the fact that relationships still matter, and detailed local knowledge provides a competitive advantage.

DEALERS THAT BEST STOOD BY THEIR CLIENTS DURING CURRENT MARKET TURBULENCE



NUMBER OF DEALERS NAMED	RATES INVESTORS	CREDIT INVESTORS	HIGH YIELD CREDIT INVESTORS
4+	32%	24%	46%
3	16%	32%	15%
2	16%	12%	23%
0-1	36%	31%	16%
Mean	1.5	1.9	3.3

Note: Based on 76 respondents.

Source: Greenwich Associates COVID-19 Fixed-Income Investors Flash Study, April 2020

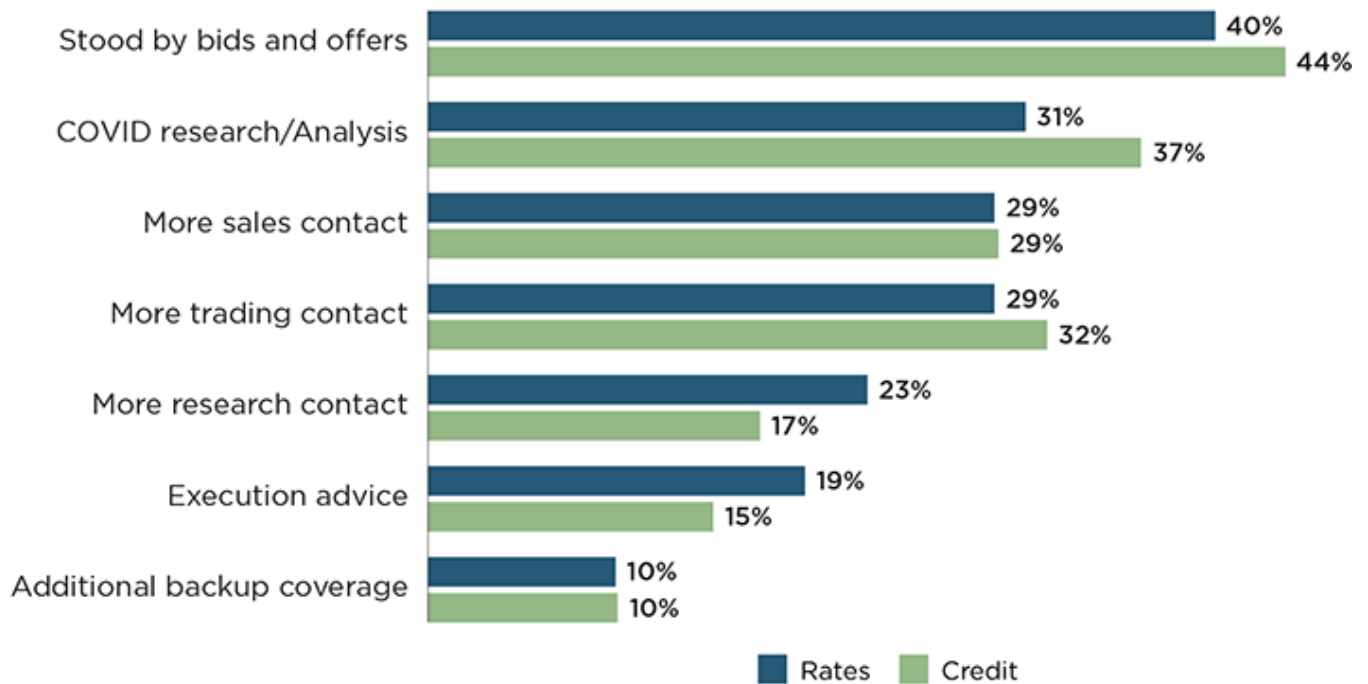
What Did Clients Value During the Crisis?

Rates and credit investors had similar priorities when they named the most helpful actions taken by their dealers. Unsurprisingly, execution appears to have been the clear priority, with over 40% of investors saying that standing by quotes was most important.

COVID-19 related research and advice was also important to both sets of investors (ranking second with credit investors and joint second with rates investors). Nearly all of these investors will have to pay for research under MiFID II, and may emerge with a renewed appreciation of the value of dealer-provided research.

At the same time, rates and credit investors valued additional contact with their dealers' sales and trading teams. These factors ranked joint second with rates investors, and third with credit investors. Rates investors in particular also valued additional contact with analysts, reflecting the importance that they placed on advice.

MOST HELPFUL ACTIONS TAKEN BY DEALERS



Note: Based on 94 respondents.

Source: Greenwich Associates European Fixed-Income Investors Flash Study, April 2020

These statistics underline the importance of relationships in what has been becoming an increasingly electronic market. With employees across both the buy and sell side working from home, personal contact has become an even more vital link to pick up market sentiment and color.

Did E-Trading Help or Harm Liquidity?

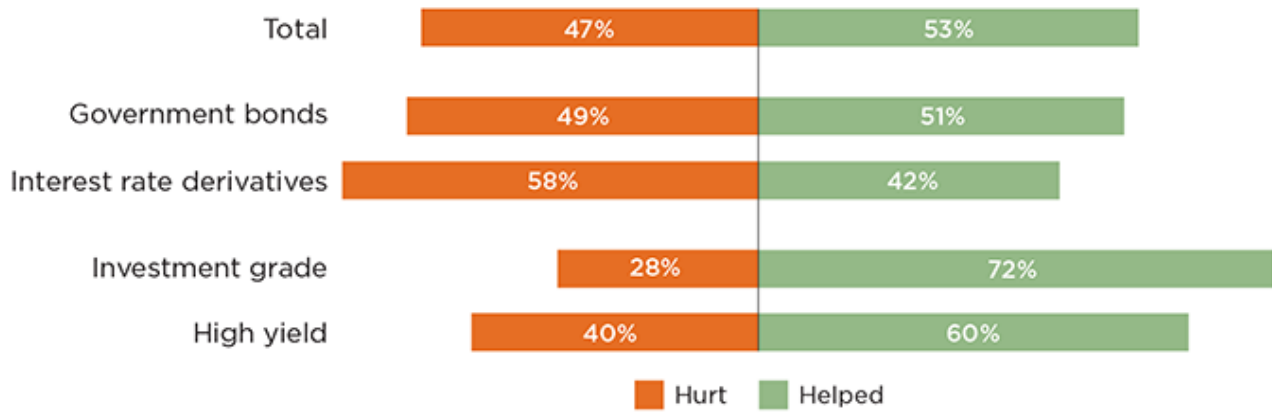
We estimate that electronic trading had reached [45% of European fixed-income volume](#). Greenwich MarketView's U.S. [data](#) shows that electronic fixed-income volumes increased materially but slipped on a proportional basis, as market participants reverted to the phone. Anecdotally, we have heard that European fixed-income volumes followed a similar pattern, with higher electronic volumes, but a proportionally greater increase in voice volumes.

Investors' views on whether e-trading helped or harmed liquidity are pretty balanced overall. However, digging into the numbers, we can see that investment-grade credit investors by a margin of 3:1, and to some extent high-yield investors, felt that e-trading helped rather than hindered liquidity.

In rates markets, government bond investors were evenly balanced between those who thought e-trading helped liquidity, and those that thought it hurt. In IRD, however, investors felt that e-trading hurt liquidity over the course of the crisis.

In contrast, U.S. investors overall believed e-trading helped rather than hurt liquidity by a factor of almost 2:1.

eTRADING IMPACT ON MARKET LIQUIDITY



Note: Based on 94 respondents.

Source: Greenwich Associates European Fixed-Income Investors Flash Study, April 2020

What Next?

Hopefully, Europe is passing the peak of this virus. Governments across the Continent are cautiously considering loosening the lock-downs imposed to blunt the transmission of the disease.

The most acute impact of the crisis on financial markets is almost certainly behind us. As the impact of the crisis on the real economy becomes clearer, investors will continue to adjust their portfolios, leading to greater trading volumes over the next few months.

This crisis has led to a renewed appreciation of bilateral human relationships and the value of advisory services, while e-trading has proved its resilience as an execution channel in times of market stress.

Regulations enacted since the 2008 financial crisis have made it more expensive for banks to make markets and hold inventory on their balance sheets. These regulations potentially accentuated the initial market volatility, but unlike 2008, they are not sitting on large trading losses. Hopefully, this means that dealers, unencumbered by souring trading books, will continue to be able to supply the market with the liquidity it needs.

[Navigating Turbulent Markets](#)

[Partnering with Clients in a Time of Market Turmoil](#)

[COVID-19 Impact on FICC Markets](#)

[COVID-19 Impact on Equity Markets](#)

[Recognizing Standout Dealers Amid Crisis](#)

Coalition Greenwich, a division of CRISIL, an S&P Global Company, is a leading global provider of strategic benchmarking, analytics and insights to the financial services industry.

We specialize in providing unique, high-value and actionable information to help our clients improve their business performance.

Our suite of analytics and insights encompass all key performance metrics and drivers: market share, revenue performance, client relationship share and quality, operational excellence, return on equity, behavioral drivers, and industry evolution.

About CRISIL

CRISIL is a leading, agile and innovative global analytics company driven by its mission of making markets function better. It is majority owned by S&P Global Inc., a leading provider of transparent and independent ratings, benchmarks, analytics, and data to the capital and commodity markets worldwide.

CRISIL is India's foremost provider of ratings, data, research, analytics, and solutions with a strong record of growth, culture of innovation, and global footprint.

It has delivered independent opinions, actionable insights and efficient solutions to over 100,000 customers through businesses that operate from India, the U.S., the U.K., Argentina, Poland, China, Hong Kong, and Singapore.

For more information, visit www.crisil.com

Disclaimer and Copyright

This Document is prepared by Coalition Greenwich, which is a part of CRISIL Ltd, an S&P Global company. All rights reserved. This Document may contain analysis of commercial data relating to revenues, productivity and headcount of financial services organisations (together with any other commercial information set out in the Document). The Document may also include statements, estimates and projections with respect to the anticipated future performance of certain companies and as to the market for those companies' products and services.

The Document does not constitute (or purport to constitute) an accurate or complete representation of past or future activities of the businesses or companies considered in it but rather is designed to only highlight the trends. This Document is not (and does not purport to be) a comprehensive Document on the financial state of any business or company. The Document represents the views of Coalition Greenwich as on the date of the Document and Coalition Greenwich has no obligation to update or change it in the light of new or additional information or changed circumstances after submission of the Document.

This Document is not (and does not purport to be) a credit assessment or investment advice and should not form basis of any lending, investment or credit decision. This Document does not constitute nor form part of an offer or invitation to subscribe for, underwrite or purchase securities in any company. Nor should this Document, or any part of it, form the basis to be relied upon in any way in connection with any contract relating to any securities. The Document is not an investment analysis or research and is not subject to regulatory or legal obligations on the production of, or content of, investment analysis or research.

The data in this Document may reflect the views reported to Coalition Greenwich by the research participants. Interviewees may be asked about their use of and demand for financial products and services and about investment practices in relevant financial markets. Coalition Greenwich compiles the data received, conducts statistical analysis and reviews for presentation purposes to produce the final results.

THE DOCUMENT IS COMPILED FROM SOURCES COALITION GREENWICH BELIEVES TO BE RELIABLE. COALITION GREENWICH DISCLAIMS ALL REPRESENTATIONS OR WARRANTIES, EXPRESSED OR IMPLIED, WITH RESPECT TO THIS DOCUMENT, INCLUDING AS TO THE VALIDITY, ACCURACY, REASONABLENESS OR COMPLETENESS OF THE INFORMATION, STATEMENTS, ASSESSMENTS, ESTIMATES AND PROJECTIONS, ANY WARRANTIES OF MERCHANTABILITY OR FITNESS FOR A PARTICULAR PURPOSE ARISING OUT OF THE USE OF ALL OR ANY OF THIS DOCUMENT. COALITION GREENWICH ACCEPTS NO LIABILITY WHATSOEVER FOR ANY DIRECT, INDIRECT OR CONSEQUENTIAL LOSS OR DAMAGE OF ANY KIND ARISING OUT OF THE USE OF ALL OR ANY OF THIS DOCUMENT.

Coalition Greenwich is a part of CRISIL Ltd, an S&P Global company. ©2024 CRISIL Ltd. All rights reserved.